





-  AREA NUOVA SEDE PARI A CIRCA 3190 MQ
-  SUPERFICIE MASSIMO INGOMBRO CIRCA 1.830 MQ
-  VIABILITA' ESISTENTE
-  VIABILITA' DI PROGETTO